



RICHARDSON

CRICKET

STOCK SPRING/SUMMER 2025



PTS PERFORMANCE TEAM SERIES

The PTS Series of Richardson Caps are excellent for the modern Cricketer. They are a Flexfit fitted cap and many clubs appreciate the fit and performance of this cap that includes Richardson's U-Form Visor to shape to the users preference.

Richardson also offer a wide range of back fastener models in a wide range of colours

DECORATION

Decoration can be done to suite your club requirements. 3D -2D embroidery, patches, Polypress and more.....Minimums will apply

PTS30

IGNITE LT R-FLEX **NEW COLORWAYS**

Constructed in a Mid Pro shape from our lightest-weight Ignite LT fabric, the PTS30 features laser-vented back panels for maximum comfort and breathability, available in four R-Flex sizes.

IGNITE LT
U-FORM
R-FLEX
STAY-DRI



COMBO BLACK/CARDINAL
3D Embroidery

STYLE: 6 Panel
PROFILE: Mid Pro
BILL: U-Form
SWEATBAND: Stay-Dri
FIT: R-Flex

SIZE:
 YTH (6 3/8 - 6 5/8)
 XS-SM (6 1/2 - 6 3/4)
 SM-MD (7 - 7 1/4)
 LG-XL (7 3/8 - 7 5/8)

FABRIC:
 Ignite LT

COMPOSITION:
 98% Polyester/2% Spandex



PTS30Y

IGNITE LT R-FLEX

ARRIVING LATE SPRING 2025

SIZE: Y (6 3/8 - 6 5/8)

ALL YOUTH COLORWAYS ARE DESIGNATED WITH A [Y] ABOVE



SOLID BLACK

PTS20

PULSE R-FLEX

The PTS20 is our best-selling on-field performance cap, featuring Pulse fabric with Stay-Dri technology for the ultimate in comfort and breathability, and a shapeable U-Form bill for the perfect custom curve.

PULSE U-FORM R-FLEX STAY-DRI



COMBO RED/NAVY
3D Embroidery

STYLE: 6 Panel
PROFILE: Mid Pro
BILL: U-Form
SWEATBAND: Stay-Dri
FIT: R-Flex

SIZE:
YTH [6 3/8 - 6 5/8]
XS-SM [6 1/2 - 6 3/4]
SM-MD [7 - 7 1/4]
LG-XL [7 3/8 - 7 5/8]

FABRIC:
Pulse

COMPOSITION:
98% Polyester/2% Spandex



PTS20Y

PULSE R-FLEX

SIZE: Y [6 3/8 - 6 5/8]

ALL YOUTH COLORWAYS ARE DESIGNED WITH A [Y] ABOVE



SOLID NAVY

PTS50 MATRIX R-FLEX

Cut from an advanced performance micro-mesh fabric, our Full Pro PTS50 Matrix R-Flex is designed to match the Matrix mesh used in our PTS uniforms and is available in three R-Flex sizes for flexible sizing.

MATRIX U-FORM R-FLEX STAY-DRI




STYLE: 6 Panel
PROFILE: Full Pro
BILL: U-Form
SWEATBAND: Stay-Dri

FIT: R-Flex
SIZE:
XS-SM [6 5/8 - 7]
SM-MD [7 - 7 1/4]
LG-XL [7 3/8 - 7 5/8]

FABRIC: Matrix
COMPOSITION: 100% Polyester

SOLID KELLY
3D Embroidery



PTS65

SURGE FITTED

The PTS65 combines the traditional look of Pro Surge with a performance-spun polyester fabric and Stay-Dri sweatband to help keep players cool, dry and comfortable, featuring a Full-Pro crown for an authentic on-field look.

SURGE U-FORM STAY-DRI



SOLID BLACK
3D Embroidery

STYLE: 6 Panel
PROFILE: Full Pro
BILL: U-Form
SWEATBAND: Stay-Dri

FIT: Fitted
SIZE: 6 5/8 - 8
(12 sizes in 1/8 increments)

FABRIC:
Surge

COMPOSITION:
100% Polyester



PTS20M

PULSE MESH BACK R-FLEX

The PTS20M delivers the same best-selling performance as the original PTS20, but with mesh back construction that delivers enhanced airflow for the ultimate in comfort and breathability.

PULSE U-FORM R-FLEX STAY-DRI



COMBO GREY/NAVY
3D Embroidery

STYLE: 6 Panel
PROFILE: Mid Pro
BILL: U-Form
SWEATBAND: Stay-Dri
FIT: R-Flex

SIZE:
XS-SM [6 5/8 - 7]
SM-MD [7 - 7 1/4]
LG-XL [7 3/8 - 7 5/8]

FABRIC:
Pulse/Sportmesh

COMPOSITION:
F: 98% Polyester/2% Spandex
B: 95% Polyester/5% PU span



632 LASER PERF R-FLEX SNAPBACK

NEW COLORWAYS

The 632 is a performance snapback with laser perforated panels, made with Ignite LT fabric, featuring a Stay-Dri sweatband for ultimate comfort.

IGNITE LT R-FLEX STAY-DRI



COMBO NAVY/RED
3D Embroidery

STYLE: 6 Panel
PROFILE: Mid Pro
BILL: Precurved
SWEATBAND: Stay-Dri
FABRIC: Ignite LT
FIT: R-Flex Adjustable
CLOSURE: Snapback
SIZE: SM (6 1/2 - 7 1/8)
MD-LG (7 1/8 - 7 3/4)
COMPOSITION: 98% Polyester/2% Spandex



634 IGNITE LT R-FLEX ADJUSTABLE MICRO HOOK & LOOP

Constructed with a Mid Pro crown, micro hook-and-loop backstrap, and lightweight Ignite LT fabric, the 634 delivers performance and comfort.

IGNITE LT R-FLEX STAY-DRI



SOLID CHARCOAL
3D Embroidery

STYLE: 6 Panel
PROFILE: Mid Pro
BILL: Precurved
SWEATBAND: Stay-Dri
FABRIC: Ignite LT
FIT: R-Flex Adjustable
CLOSURE: Micro Hook-and-Loop Backstrap
SIZE: SM (6 1/2 - 7 1/8)
MD-LG (7 1/8 - 7 3/4)
COMPOSITION: 98% Polyester/2% Spandex



Underbill is Charcoal.

512

SURGE SNAPBACK NEW MODEL

The 512, made with Surge, is a modern Pro Model snapback, featuring a Softsnap backstrap, Kelly Green underbill, and Stay-Dri sweatband.

SURGE SOFTSNAP STAY-DRI



COMBO ROYAL/WHITE
3D Embroidery

STYLE: 6 Panel
PROFILE: Mid Pro
BILL: Precurved
SWEATBAND: Stay-Dri

FIT: Adjustable
CLOSURE: Softsnap Adjustable Backstrap
SIZE: MD-LG (7 - 7 3/4)

FABRIC:
Surge

COMPOSITION:
100% Polyester



Underbill is Kelly Green.

514

SURGE ADJUSTABLE

This traditional Pro Model cap features performance Surge fabric, moisture-wicking Stay-Dri sweatband, and a hook and loop backstrap.

SURGE STAY-DRI



COMBO DARK GREEN/GOLD
3D Embroidery

STYLE: 6 Panel
PROFILE: Mid Pro
BILL: Precurved
SWEATBAND: Stay-Dri

FIT: Adjustable
CLOSURE: Hook-and-Loop Backstrap
SIZE: SM (6 1/2 - 7 1/8)
MD-LG (7 - 7 3/4)

FABRIC:
Surge

COMPOSITION:
100% Polyester



Underbill is Grey.

172

PULSE SPORTMESH R-FLEX

Pulse fabric front, Sportmesh back, accent piping and sandwich visor deliver performance features with an athletic look.

 PULSE  R-FLEX

STYLE: 6 Panel
PROFILE: Mid Pro
BILL: Precurved
SWEATBAND: Comfort Stretch

FABRIC:
 Pulse/Sportmesh

FIT: R-Flex
SIZE: XS-SM [6 5/8 - 7]
 SM-MD [7 - 7 1/4]
 LG-XL [7 3/8 - 7 5/8]

COMPOSITION:
 F: 98% Polyester/2% Spandex
 B: 95% Polyester/5% Spandex



TRI COLUMBIA BLUE/WHITE/NAVY
 3D Embroidery



414

PRO MESH ADJUSTABLE

This classic styled Mid Pro baseball cap is constructed with our Pro Mesh fabric, standard pro sweatband and a hook and loop backstrap.



COMBO WHITE/BLACK
3D Embroidery

STYLE: 6 Panel
PROFILE: Mid Pro
BILL: Precurved
SWEATBAND: Standard

FIT: Adjustable
CLOSURE: Hook-and-Loop Backstrap
SIZE: SM (6 1/2 - 7 1/8)
MD-LG (7 - 7 3/4)

FABRIC:
Pro Mesh

COMPOSITION:
100% Polyester



Underbill is Grey.

495

PRO MESH R-FLEX

This lightweight and breathable cap is made to keep players cool and comfortable, made from our Pro Mesh fabric, with R-Flex stretch fit.



SOLID RED
Standard Embroidery

STYLE: 6 Panel
PROFILE: Mid Pro
BILL: Precurved
SWEATBAND: Comfort Stretch

FIT: R-Flex
SIZE: XS-SM (6 1/2 - 7)
SM-MD (7 - 7 3/4)
LG-XL (7 3/8 - 7 5/8)

FABRIC:
Pro Mesh

COMPOSITION:
100% Polyester



Underbill is Grey.

585

ACRYLIC-WOOL BLEND R-FLEX

Featuring a classic six-panel construction, the 585 is cut from a blend of natural wool and acrylic stretch fabric.

 R-FLEX



COMBO GREY/BLACK
3D Embroidery

STYLE: 6 Panel
PROFILE: Mid Pro
BILL: Precurved
SWEATBAND: Comfort Stretch

FIT: R-Flex
SIZE: XS-SM [6 1/2 - 7]
SM-MD [7 - 7 1/4]
LG-XL [7 3/8 - 7 5/8]

FABRIC:
Acrylic Wool Spandex Blend

COMPOSITION:
83% Acrylic/15% Wool/2% Spandex
White: 100% Acrylic



185

TWILL R-FLEX

The 185 Mid Pro baseball cap constructed with a cotton/poly and spandex blend fabric is offered in three R-Flex sizes.

 R-FLEX



SOLID KELLY
3D Embroidery

STYLE: 6 Panel
PROFILE: Mid Pro
BILL: Precurved
SWEATBAND: Comfort Stretch

FIT: R-Flex
SIZE: XS-SM [6 1/2 - 7]
SM-MD [7 - 7 1/4]
LG-XL [7 3/8 - 7 5/8]

FABRIC:
Stretch Cotton Polyester

COMPOSITION:
62% Cotton/36% Polyester/2% Spandex



212

PRO TWILL SNAPBACK

Our 212 has an authentic six-panel Mid Pro shape with cotton-poly construction and an adjustable snapback, offered in two sizes.



STYLE: 6 Panel
PROFILE: Mid Pro
BILL: Precurved
SWEATBAND: Standard

FIT: Adjustable
CLOSURE: Snapback
SIZE: SM (6 1/2 - 7 1/8)
 MD-LG (7 - 7 3/4)

FABRIC:
 Cotton-Polyester Twill

COMPOSITION:
 60% Cotton/40% Polyester

COMBO BLUE TEAL/BLACK
 3D Embroidery



Underbill is Grey.

214

PRO TWILL HOOK-AND-LOOP

Just like our 212 snapback, the 214 embodies the same classic sport style and comfort, but with a hook-and-loop backstrap.




STYLE: 6 Panel
PROFILE: Mid Pro
BILL: Precurved
SWEATBAND: Standard

FIT: Adjustable
CLOSURE: Hook-and-Loop Backstrap
SIZE: SM (6 1/2 - 7 1/8)
 MD-LG (7 - 7 3/4)

FABRIC:
 Cotton-Polyester Twill

COMPOSITION:
 60% Cotton/40% Polyester

SOLID MAROON
 3D Embroidery



Underbill is Grey.

709

IGNITE LT VISOR

Lightweight, versatile and breathable, the 709 is made using our Ignite LT performance fabric, with a micro hook-and-loop backstrap.

 **IGNITE LT**  **STAY-DRI**

STYLE: Visor
BILL: Precurved
SWEATBAND: Stay-Dri

FIT: Adjustable
CLOSURE: Micro Hook-and-Loop Backstrap with D-Ring
SIZE: OSFM

FABRIC:
 Ignite LT

COMPOSITION:
 98% Polyester/2% Spandex



SOLID BLACK
 Standard Embroidery



Underbill is Charcoal.

707

PULSE VISOR WITH PRO MESH

This classic styled visor is constructed with our Pulse performance fabric and accented with two mesh panels and is offered in all team colors.

 **PULSE**  **STAY-DRI**

STYLE: Visor
BILL: Precurved
SWEATBAND: Stay-Dri


FIT: Adjustable
CLOSURE: Hook-and-Loop Backstrap
SIZE: OSFM

FABRIC:
 Pulse/Pro Mesh

COMPOSITION:
 Pulse: 98% Polyester/2% Spandex
 Pro Mesh: 100% Polyester




SOLID CARDINAL
 Standard Embroidery



Underbill is Charcoal.

CAP PROFILES



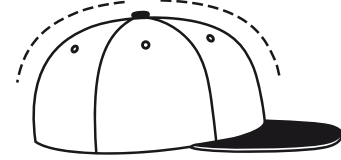
RELAXED

Relaxed is our low-profile, unstructured shape that fits closer to the head for a casual look and feel.



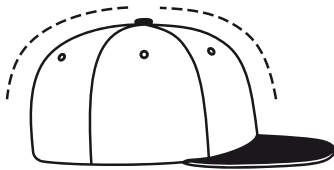
LOW PRO

Low Pro offers a low-profile, structured crown shape. Featuring buckram-lined front panels, this profile delivers a more tailored fit.



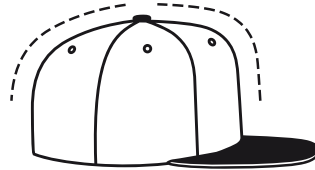
MID PRO

Mid Pro is our most popular structured profile and is found across our product line. Over 50 years of cap-making has perfected this shape—not too high, not too low. Just right.



FULL PRO

Full Pro delivers an athletic look that's taller and wider than our Mid Pro shape, but with a lower crown height than Hi Pro and a deeper fit in the back panels compared to Mid Pro.



HI PRO

Hi Pro is our nod to classic baseball crown shapes. It features a deeper all-around fit with tall front panels.

HEADWEAR SIZING CHART

HOW TO MEASURE

- Using a tape measure, position it around your head approximately one-half inch above your eyebrows, where your hat will sit.
- Ensure the tape measure is straight and not twisted to obtain an accurate measurement.
- If a tape measure isn't available, use a piece of string to encircle your head, then measure the length of the string with a ruler.
- If uncertain about the size or in between sizes, opt for the larger size to ensure a comfortable fit.

IN	20	20 3/8	20 3/4	21 1/4	21 5/8	22	22 3/8	22 3/4	23 1/8	23 1/2	23 7/8	24 1/4	24 5/8	25
CM	51	52	53	54	55	56	57	58	59	60	61	62	63	64
FITTED			6 5/8	6 3/4	6 7/8	7	7 1/8	7 1/4	7 3/8	7 1/2	7 5/8	7 3/4	7 7/8	8
R-FLEX	YOUTH*					SM-MD								
	XS-SM								LG-XL					
	XS-SM**													
ADJUSTABLE	YOUTH					MD-LG								
	SM							XL						

*Youth size available in PTS20 only

GLOSSARY

5 PANEL

The five-panel is made with a flat or pinched front, making it the perfect construction for models with a printed front panel. The seamless design also makes it one of the easiest cap styles to decorate.

6 PANEL

Our six-panel style is inspired by classic baseball caps and is as authentic as the game itself. Available in a wide range of profiles and fits, this traditional cap style is the go-to for both players and headwear enthusiasts.

7 PANEL

Richardson's unique, modern seven-panel style offers a large, seamless front panel with a curved top seam, creating a fashion-forward design that's great for a wide variety of decorations.

AIRMESH

Lightweight, 3D spacer mesh holds its shape without trapping heat, providing ventilation to keep you cool and comfortable all day long.

BEANIE

Also called knit caps, Beanies are designed primarily for cold weather conditions but are also worn year-round. Clip labels and patches are the best decoration methods for this style.

BILL

The bill is located at the front of the cap and extends outward to provide shade from the sun. It is typically made from a material that maintains its shape and can be flat or curved, depending on the cap design.

BILL ROPE

This trim detail found where the crown meets the bill is a playful homage to mid-century golf style. Available in a variety of designs, including braided and paracord, it's a classic twist that brings vintage charm to modern headwear.

BRIMMED

Our Brimmed styles are designed for maximum protection from the elements and feature a 360-degree brim. Available in both performance fabrics and natural materials like straw, these styles are well-suited for applique or patch decorations.

BUCKRAM

This stiffer material, fused behind a cap's front panels, provides structure and shape, creating a crisp appearance and ensuring the cap retains its form over time.

BUTTON

A small, usually rounded part located at the top center of a cap's crown, the button secures the point where the cap's panels converge. Beyond its structural role, it can also be a decorative feature that complements a cap's overall color design.

COMFORT STRETCH SWEATBAND

Our stretch-fit sweatband incorporates stretch fibers to simplify sizing and provide wearers with a comfortable fit all day, every day.

CROWN

The upper part of a cap that covers the head, forming the main body. Typically composed of panels that are sewn together creating the shape and structure of the cap. The crown's design, height, and construction are crucial in determining the cap's overall style and fit.

EYELET

These small holes, typically located around the crown, provide ventilation, allowing air to circulate and reducing heat buildup. They are usually reinforced with metal, stitched rings, or silicone and can serve as a subtle color hit to coordinate with the cap's overall color design.

FLIP-UP STAY

Positioned behind the front panel of a cap, the flip-up stay is commonly made from a stiff mesh material and helps add shape and structure to a cap.

FLOATABLE

Floatable caps - ideal for water-based activities - feature soft EVA foam in the bill or brim that allows the cap to float. This feature is especially valuable for activities like boating, fishing, or beach outings, providing peace of mind if your cap falls into the water.

FULL PRO

Our Full Pro profile is an athletic shape that's taller and wider than our Mid Pro, but with a lower crown height than our Hi Pro. This profile also has a deeper fit in the back panels compared to Mid Pro.

HI PRO

The Hi Pro profile is our nod to classic baseball crown shapes. It features a deeper all-around fit with tall front panels.

IGNITE LT

Available in both headwear and apparel, our lightest-weight fabric is a durable, woven polyester that stretches for improved fit and comfort while keeping athletes cool with Stay-Dri moisture management technology.

LASER PERFORATION

A testament to our dedication to style and functionality, these precise, cleanly-cut openings enhance breathability, merging precision craftsmanship with modern style.

LITE

Our lightest-weight fabric, Lite is woven with a subtle texture on its face for a modern, athletic look, while Stay-Dri moisture management technology keeps you cool and dry.

LOW PRO

Low Pro is our lower profile structured crown shape. Featuring buckram-lined front panels, this profile offers a more tailored fit.

MATRIX

Available in both headwear and apparel for a head-to-toe look, this pin-dot mesh is a ventilated fabric that stretches for an improved fit and features Stay-Dri moisture management to keep athletes cool by accelerating the natural evaporation process.

MID PRO

Mid Pro is our most popular structured profile and is found across our product line, from performance baseball to the iconic 112. Over 50 years of cap-making experience has perfected this shape - not too high, not too low, just right.

NO BUTTON

Our No Button crown is designed to eliminate pressure points caused by ear protection used in shooting. By removing the traditional button at the top of the cap, this innovation offers a smoother fit under ear protection devices for enhanced comfort during prolonged use.

PACKABLE

A lightweight foam construction in the bill allows caps to be folded and packed into a backpack and still come out wearable on the other side. These unstructured caps also allow for easy stowage without impacting shape.

PEACH BRUSHING

A textile finishing process where the surface of the fabric is lightly abraded with brushes to create a soft, suede-like feel, reminiscent of the texture of a peach's skin. This technique enhances the tactile quality of the fabric and adds a subtle, luxurious appearance.

PIPING

Narrow strips of fabric are sewn along the seams or edges of the cap or uniform for a decorative element to accentuate the design's lines and add visual interest. Piping can highlight the shape of the product, emphasize its structure, and provide a refined, finished look to the overall design.

PRECURVED

Precurved bills are shipped factory-shaped with the perfect curve, meaning the cap is ready to wear with a natural, ergonomic fit that conforms to the shape of the wearer's face, offering better sun protection and a classic look.

PRO MESH

Pro Mesh is our durable, heavy-weight, knitted mesh that features bird-eye patterning to improve ventilation.

PRO TWILL

Slightly stiffer and a bit heavier than our standard cotton twill, Pro Twill is designed to stand up to whatever the athlete can throw at it.

PULSE

Our premium, on-field performance polyester is knitted for a clean, technical look that stretches to deliver a perfect fit, while Stay-Dri moisture management technology, wicks away sweat to keep players cool in the heat of the game.

R-FLEX

R-Flex stretch in the sweatband and crown makes sizing simple, improving comfort and performance during long periods of wear.

RELAXED

Relaxed is our lowest profile, unstructured shape that fits closer to the head for a more casual look and feel.

RIPSTOP

Ripstop fabric is lightweight yet highly durable and characterized by its reinforced weave that prevents tears and rips, making it ideal for outdoor gear, workwear, and any application where fabric strength and durability are paramount.

SANDWICH INSERT

A contrasting strip of material is inserted along the edge of the cap's bill between the top and under panels, adding a subtle yet distinct color pop to the cap and a dynamic way to customize your team's look.

SOFTSNAP ADJUSTABLE BACKSTRAP

Our Softsnap adjustable backstrap is engineered to be softer and more flexible than the standard plastic alternative. Made from thermoplastic polyurethane, the TPU material is similar to a mix of plastic and rubber, making it durable and smooth for ultimate comfort.

SPORTMESH

This tightly knitted stretch mesh gives a clean, technical appearance with improved fit characteristics for advanced performance and comfort during all-day wear.

STANDARD SWEATBAND

Made from soft, durable cotton, our Standard sweatband provides all-day comfort while keeping sweat out of your eyes.

STAY-DRI SWEATBAND

Moisture-wicking technology where you need it most - the sweatband - to keep you cool, dry, and comfortable.

SURGE

Designed to replicate the look and feel of traditional wool serge (once the standard textile used for making baseball caps) this performance-spun polyester features Stay-Dri moisture management technology and impressive durability thanks to its woven construction.

It's a Richardson

PO BOX 71130 Springfield, OR 97475
richardsonsports.com

